

WINTER HOLIDAY

HOME WORK

CLASS- PRE NURSERY

SESSION: 2024-2025

STUDENT NAME: _____

ROLL NO: _____

Winter Vacation is probably the best time of the year for you all; it's time for loads of fun, though we can't go out but getting pampered to no end and of course bonding with distant cousins can be done virtually.

School is fun too, with learning happening at all times, Winter vacation can also be a time for learning with lots of activities around.

Here are a few tasks for you to complete during the vacation. Do remember to complete the given tasks after reading them carefully.

Some Tips to make this holiday special:

- Have a family dinner every day of the holidays.
- Play board games with your parent and sibling and show them who is the smartest.

Spend some quality time with an elderly person in the family



Some useful tips for winter vacation

Do's

- ❖ Eat a nutritious diet with plenty of water. Include citrus fruits (orange, lemon, grapefruit) and vegetables which are rich in vitamin C, vitamin D containing foods (cheese, egg yolks) and zinc-containing foods (legumes, lentils, beans, and nuts).
- ❖ Wash your hands frequently, always with soap and water for at least 20 seconds or frequently use alcohol-based hand rub.
- ❖ Wear warm clothes.
- ❖ Protect yourself and others.
- ❖ Be a leader in keeping yourself, your school, family and community healthy.
- ❖ Cough and sneeze into a tissue or your elbow and avoid touching your face, eyes, mouth and nose.
- ❖ Share what you learn about preventing disease with your family and friends, especially with younger children.




Don'ts:

- ❖ Do not share cups, eating, utensils, food or drinks with others.
- ❖ Do not have close contacts with a sick person.
- ❖ Do not participate in large gatherings.
- ❖ Do not touch your face, nose and eyes without washing hands.
- ❖ Don't dirty your place of living.
- ❖ Don't have junk food.
- ❖ Don't watch too much TV.

❖ Don't waste time being lazy.

ENGLISH

Trace The Letter A to Z:-



Write the first letter of the picture:-

WRITE THE FIRST LETTER OF PICTURES















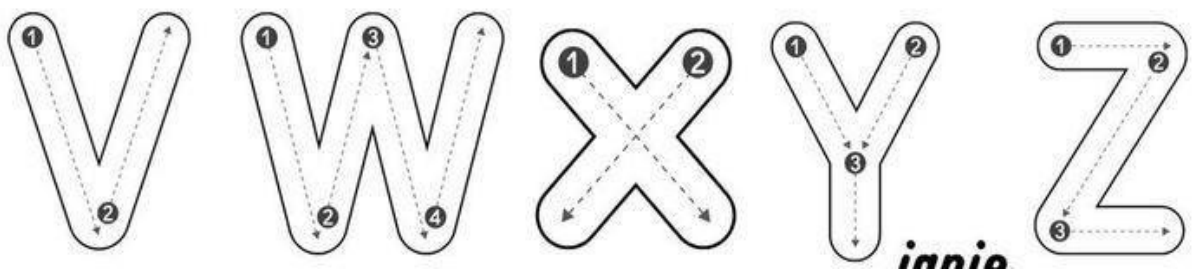
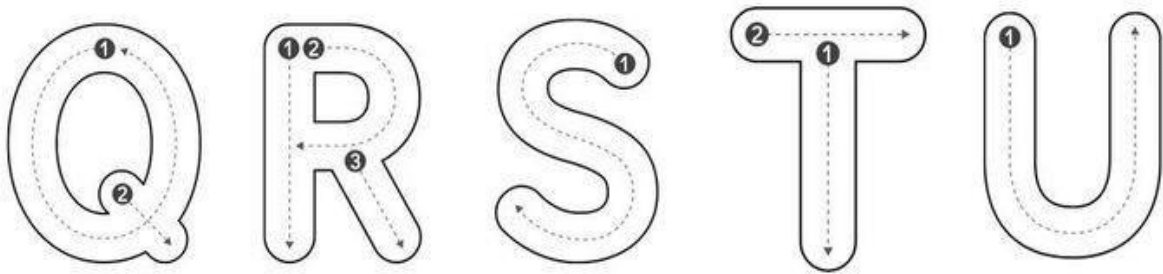
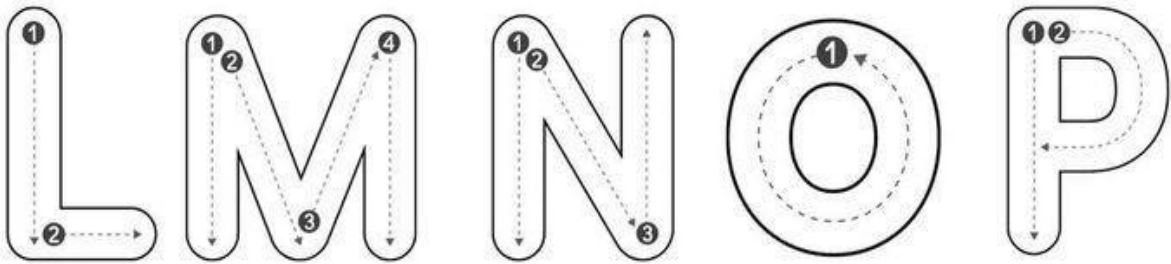
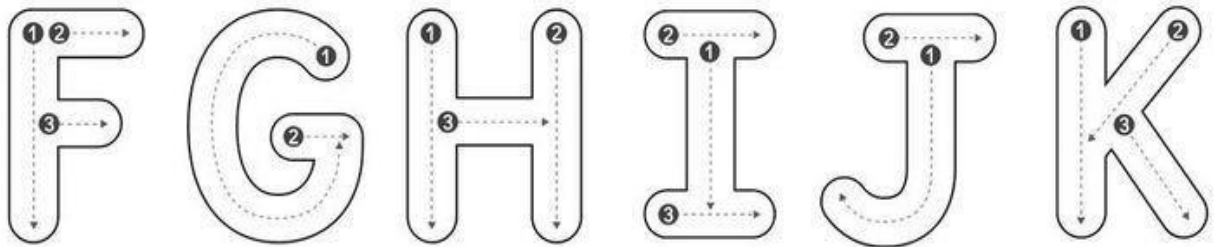
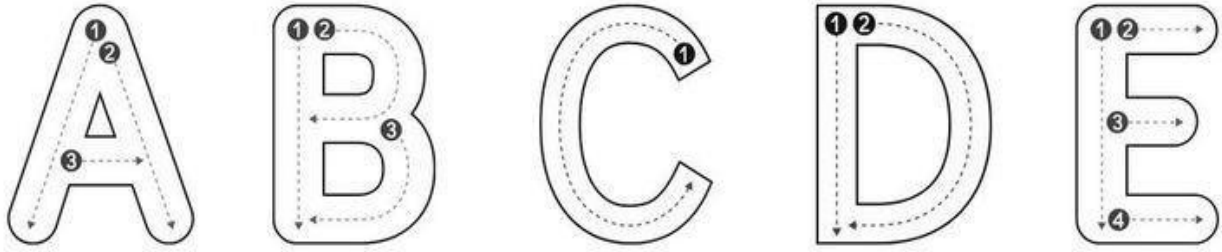








Trace the letters and colour them:-



MATHS

Write the counting 1 to 20:-







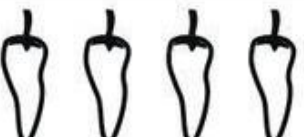


1	2	3	4	5

6	7	8	9	10




11	12	13	14	15

16	17	18	19	20




Count the object and write the number :-

Count the object and Match the number :-



Fill in the Missing number :-



HINDI

□□□□□ □□□□□ □□ □□□□□□

अ

आ

इ

ई

उ

ऊ

ए

ऐ

ओ

औ

अं

अः

□□□□□ □□ □□□ □□□□□ □□ □□□□□

□□□□□

ए .



ऐ .



ओ .



औ .




अं .



अः .



	औ	ऋ	ओ
	ओ	अं	औ
	ए	अ	ऐ
	अं	अः	अ
	औ	ऐ	ओ
	ऐ	ओ	ए
	अः	अ	अं



अ



अ

—

इ

—

उ

—

ऋ

—

—

ओ

—


अं

—

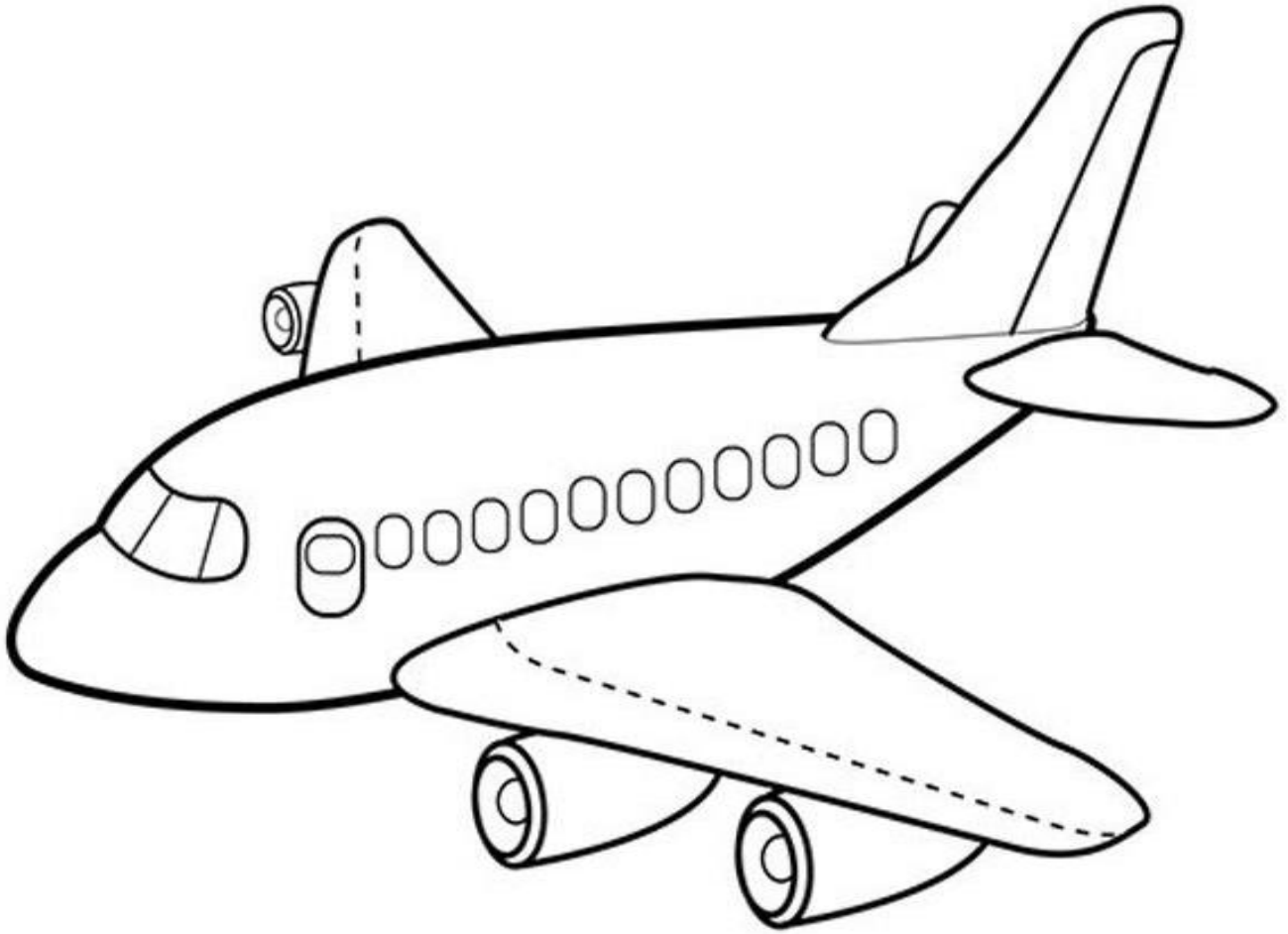
EVS

Mã






Colour the Aeroplane:-



ART

Colour the Car:-



Color





- 1- Take the wasted egg tray
- 2- paint the tray
- 3- Cut out the circles from the tray.
- 4- Cover it with clay.
- 5- Take one toothpick and cover it with clay.
- 6- Stick it under the circle.
- 7- It will look like Mushroom.

8- Now stick this Mushroom.on the tray.

RHYMES

Hindi – Learn Rhymes

□□□ □□ □□□□□

□□□□□ □□□□

□□□□□□ □□ □□□ □□□□□

□□□

English - Learn Rhymes

Butterflies

Two little hands

Starting a day

School's begun

